



Medical Laboratory
Accreditation
Certificate

Accreditation No.RML00170

***The University of Tokyo
Department of Clinical Laboratory,
The University of Tokyo Hospital***

7-3-1, Hongo, Bunkyo-ku, Tokyo, 113-8655 Japan


meets the following criteria. On the basis of this, Japan Accreditation Board (JAB) grants accreditation to the said medical laboratory.

Applicable accreditation criteria	: ISO 15189 : 2012
Scope of accreditation	: As described in the appendix.
Premises covered by accreditation	: As described in the appendix.
Expiry date of accreditation	: January 31, 2027

Revised	October 19, 2022
Renewed	February 1, 2023
Initial accreditation	January 19, 2007

Y. Iizuka, President

Japan Accreditation Board



Accreditation Certificate Appendix

(Page 1/11)


Accreditation No. RML00170

The University of Tokyo Department of Clinical Laboratory, The University of Tokyo Hospital

The University of Tokyo
Department of Clinical Laboratory, The University of Tokyo Hospital
7-3-1, Hongo, Bunkyo-ku, Tokyo, 113-8655 Japan
Including primary sample collection in the scope of accreditation

Scope of accreditation :

Item	Type of Samples	Test Method
Basic Series		
1 General (urine, feces, etc.)		
a Qualitative (urine / feces)		
Urinary Qualitative / semi-Quantitative Examination (general substances) (Gravity, pH, Protein, Glucose, Urobilinogen, Urobilin, Bilirubin, Ketones, Occult blood reaction (Urinary), Bacteria (Test paper), Sodium chloride, Leukocyte (Test paper), Albumin)	Urine	Uropaper αIII Eiken Uropaper III Eiken
Protein quantitation	Urine	Micro TP-AR
Glucose quantitation	Urine	Quick Auto Neo GLU-HK
Hemoglobin, feces	Feces	OC-Hemodia auto III Eiken
Sedimentary test, urine	Urine	LabostainS
2 Hematology		
a Blood count / blood cell morphology test		
Peripheral blood general test*(complete blood counts)* : RBC, WBC, Hgb, PLT, Hct	Blood	Others CELLPACK DST CELLPACK DCL Fluorocell RET Fluorocell PLT Sulfolyser Lysercell WNR Lysercell WDF Lysercell WPC Fluorocell WPC Fluorocell WNR Fluorocell WDF
Reticulocytes	Blood	Fluorocell RET
Hemogram (The microscope method)	Blood	Others May-Grunwald Stain Solution Giemsa Stain Solution
Hemogram (The automatic analyser method)	Blood	Lysercell WDF Fluorocell WDF
b Thrombus / hemostasis related test		
Prothrombin time(PT)	Plasma	Thromborel S
Activated partial thromboplastin time(APTT)	Plasma	Revohem APTT SLA Revohem 0.025M Calcium Chloride Solution
Fibrinogen (Quantitative)	Plasma	Thrombocheck Fib (L)
Fibrinogen degradation products(FDP)	Plasma	LIASAUTO P-FDP



Accreditation Certificate Appendix


(Page 2/11)

Accreditation No. RML00170

**The University of Tokyo
Department of Clinical Laboratory,
The University of Tokyo Hospital**

Scope of accreditation :

Item	Type of Samples	Test Method
3 Biochemistry I		
a Biochemistry		
Total bilirubin	Serum	Nescoat VL T-BIL Fuji drichem slide TBIL-P/III
Bilirubin, indirect and direct	Serum	Nescoat VL D-BIL Fuji drichem slide DBIL-P/III
Total protein	Serum	L Type Wako TP Fuji drichem slide TP-P/III
Albumin	Serum	L Type Wako ALB-BCP Fuji drichem slide ALB-P
Proteins fractionation	Serum	Quick Gel SP
Urea nitrogen(BUN)	Serum	Quick Auto Neo BUN HLS Fuji drichem slide UA-P/III Serotec UUN-L
Creatinine	Serum	Cygnus Auto CRE HLS Fuji drichem slide CRE-P/III
Uric acid	Serum	Quick Auto Neo UA II HLS Fuji drichem slide UA-P/III
Na and Cl	Serum	Internal Standard Solution - B Diluent Solution - B Reference Electrode Solution Fuji drichem slide Na K CL-P
K	Serum	Internal Standard Solution - B Diluent Solution - B Reference Electrode Solution Fuji drichem slide Na K CL-P
Ca	Serum	Aqua-auto Kainos Ca Test Kit Fuji drichem slide Ca-P/III Serotec Ca-AL
Inorganic phosphate and phosphoric acid	Serum	Accuras Auto IP HLS Serotec Upi-L
Mg	Serum	Serotec Mg-L Fuji drichem slide Mg-P/III
Total cholesterol	Serum	Determiner TC II
Triglyceride	Serum	Determiner TG II
HDL-cholesterol	Serum	MetaboLead HDL-C
LDL-cholesterol	Serum	MetaboLead LDL-C
Glycated albumin	Serum	Lucica GA-L
Glucose	Plasma	An electrode method arkray Quick Auto Neo GLU-HK HLS Fuji drichem slide Glu-P/III
Hemoglobin A1c (HbA1c)	Blood	HPLC method (Totho Co.)
Fe	Serum	Quick Auto Neo Fe HLS
Unsaturated iron binding capacity (UIBC)	Serum	Quick Auto Neo UIBC HLS
Ammonia	Plasma	Fuji drichem slide NH ₃ -P II
Alkaline phosphatase	Serum	Cygnus Auto ALP-IF HLS Fuji drichem slide ALP-P/III
Cholinesterase	Serum	Quick Auto Neo Ch-E HLS



Accreditation Certificate Appendix

(Page 3/11)

Accreditation No. RML00170

**The University of Tokyo
Department of Clinical Laboratory,
The University of Tokyo Hospital**

Scope of accreditation :

Item	Type of Samples		Test Method
γ -glutamyltranspeptidase (γ -GT)	Serum		Quick Auto Neo γ -GT-JS-HLS Fuji drichem slide GGT-P111
Lactate dehydrogenase (LD)	Serum		Cygnus Auto LD-IF-HLS Fuji drichem slide LDH-P111
Amylase	Serum	Urine	Fuji drichem slide AMYL-P111 Serotec AML-EL
Creatine kinase (CK)	Serum		Cygnus Auto CK HLS Fuji drichem slide CPK-P111
Aspartate aminotransferase (AST)	Serum		Cygnus Auto AST HLS Fuji drichem slide GOT/AST-P111
Alanine aminotransferase (ALT)	Serum		Cygnus Auto ALT HLS Fuji drichem slide GPT/ALT-P111
Blood gas analysis	Blood		PH Electrode method CO2 Electrode method O2 Electrode method
5 Immunology			
a Immunochemistry I			
C-reactive protein (CRP)	Serum		LZ test EIKEN CRP-HG Quick Turbo CRP-NV
Immunoglobulin (IgG, IgA, IgM)	Serum	Punctured fluid	Iatro IgG Iatro IgA Iatro IgM Auto Wako IgG+N
C3	Serum		Iatro C3
C4	Serum		Iatro C4
Immunoglobulin (RF)	Serum		Iatro RF II
b Immunohematology			
Blood group (ABO type)	Blood		Micro Typing System ABD • Card (mono) Ortho BioClone antibody A Ortho BioClone antibody B
Blood group (Rho (D) factor)	Blood		Micro Typing System ABD • Card (mono) Ortho BioClone antibody D
Indirect Coombs, direct Coombs	Blood		Direct : Micro Typing System AHG Card Indirect : Micro Typing System AHG Card
c Infectious disease I			
HBs antigen	Serum	Plasma	Alinity • HBsAg Quant
HBs antibody	Serum	Plasma	Alinity • Anti-HBs
HCV antibody (Quantitative, Qualitative)	Serum	Plasma	Alinity • Anti-HCV
HIV-1,2 antigen and antibody simultaneous measurement	Serum	Plasma	Alinity • HIV Ag/Ab
HTLV-I antibody (Qualitative)	Serum	Plasma	Alinity • HTLV I / II
Serologic test for syphilis (STS) (Qualitative)	Serum	Plasma	Mediace RPR RPR Test "SANKO"
Serologic test for syphilis (Qualitative)	Serum	Plasma	TPAb • Abbott



Accreditation Certificate Appendix


(Page 4/11)

Accreditation No. RML00170

**The University of Tokyo
Department of Clinical Laboratory,
The University of Tokyo Hospital**

Scope of accreditation :

Item	Type of Samples	Test Method
6 Microbiology		
a Microscopic examination for stained film (general bacteria)		
Other:	Sputum	Others
Use a fluorescent microscope	Sputum	Others
b Bacterial culture and identification / Antimicrobial sensitivity test (general bacteria)		
Bacterial culture and identification	Sputum	Others
Anaerobic culture	Sputum	Others
Antimicrobial sensitivity test (general bacteria)	Others	
Mycobacterial culture and Isolation (liquid medium)	Sputum	Others
Mycobacterial identification	Others	
Non-Basic Series		
11 General (urine, feces, etc.)		
a General urinalysis		
Albumin (Quantitative) (Urinary)	Urine	
Trypsinogen 2	Urine	
Osmolarity	Urine	
N-acetyl glucosaminidase (NAG) (Urinary)	Urine	
Urinary sediment by flow cytometry (Urinary)	Urine	
Neutrophil gelatinase-associated lipocalin (NGAL) (Urinary)	Urine	
b Scatoloscropy		
Hemoglobin and transferrin (Quantitative, Qualitative) (feces)	Feces	
c Basic analysis for punctatum, sperm, sputum and others		
Test of cerebrospinal fluid (protein quantification, glucose quantification, cell numbers, specific gravity, globulin reaction, cell classify)	Secretions	Others
Test of semen	Secretions	
12 Hematology		
a General hematology, hemogram		
Erythrocyte sedimentation rate	Blood	
Erythroresistant test (Giffin-Sanford test)	Blood	
Serum osmolality	Serum	
Hemogram (special stain)	Blood	
Myelogram	Others	



Accreditation Certificate Appendix


(Page 5/11)

Accreditation No. RML00170

**The University of Tokyo
Department of Clinical Laboratory,
The University of Tokyo Hospital**

Scope of accreditation :

Item	Type of Samples	Test Method
Myelogram (special-stain)	Others	Fe stain kit Esterase stain kit Esterase ASD stain kit PAS stain kit New PO-K stain kit
Malignant tumor cell	Blood	Flow cytometry
b Thrombus / hemostasis related test I		
Antithrombin (activity)	Plasma	Revohem AT
Plasmin inhibitor/plasmin complex(PIC)	Plasma	HISCL PIC Reagent
Coagulation factor inhibitor Qualitative (cross mixing test)	Plasma	Data-Fi • APTT 0.02M Calcium Chloride Solution for DADE BEHRING
Coagulation factor(VII, VIII, IX, XIII)	Plasma	FACTOR VII DEFICIENT Revohem FVIII Chromogenic Thrombocheck Factor IX Berichrom FX III
D dimer	Plasma	LIASAUTO D-Dimer NEO
Coagulation factor inhibitor	Plasma	Bethesda Method Thrombocheck Factor VIII Thrombocheck Factor IX
Thrombin anti-Thrombin complex (TAT)	Plasma	HISCL TAT Reagent
c Thrombus / hemostasis related test II		
Bleeding time	Blood	Duke Method
Platelet aggregation	Plasma	PA-200 (KOWA Co.)
Platelet adhesiveness	Plasma	ISK SYRINGE PUMP
13 Biochemistry I		
a Biochemistry I		
Ketones	Serum	3HB-L Test Kit Kainos
Monocarboxylate	Blood	Determiner LA Determiner PA
Ethanol	Serum	Emit® II Plus Ethyl Alcohol Assay
Ferritin Quantitative	Serum	FER-latex X2 「seiken」 CN
Procalcitonin (PCT) (Quantitative)	Serum	BRAHMS PCT • Abbott
Infliximab (Qualitative)	Serum	remicheck Q
b Biochemistry II		
Lipase	Serum	Cygnus Auto LIP HLS
KL-6	Serum	Lumipulse Presto KL-6 Eizai
Autotaxin	Serum	CL AIA-PACK Autotaxin
c Isozyme		
Alkaline phosphatase Isozyme	Serum	Quick Gel ALP Quick EP BAP-IF
Amylase Isozyme	Serum	Serotec AMISO-EL
CK-MB	Serum	Cygnus Auto CK-MB MtO HLS
d Immunochemistry		
Cardiac troponin I	Serum	Alinity high sensitive troponin I • Abbot
Myoglobin (Quantitative)	Serum	Mb-latex CN 「seiken」



Accreditation Certificate Appendix


(Page 6/11)

Accreditation No. RML00170

**The University of Tokyo
Department of Clinical Laboratory,
The University of Tokyo Hospital**

Scope of accreditation :

Item	Type of Samples	Test Method
14 Biochemistry II		
a. Endocrinology I		
Human chorionic gonadotropin (HCG) (Quantitative)	Serum	Urine CL AIA-PACK HCG
Human chorionic gonadotropin, β -subunit (HCG- β)	Serum	Plasma CL AIA-PACK β HCG
Thyroid-stimulating hormone (TSH)	Serum	Plasma CL AIA-PACK TSH
Free triiodothyronine (FT3)	Serum	Plasma CL AIA-PACK FT3
Free thyroxine (FT4)	Serum	Plasma CL AIA-PACK FT4
C-peptide (CPR)	Plasma	Urine Alinity i C-Peptide
Insulin (IRI)	Plasma	Alinity i Insulin
Follicle-stimulating hormone (FSH)	Serum	Plasma Lumipulse Presto FSH
Luteinizing hormone (LH)	Serum	Plasma Lumipulse Presto LH
Prolactin (PRL)	Serum	Plasma Lumipulse Presto PRL
Progesterone	Serum	Plasma Lumipulse Presto Progesterone
Parathyroid hormones (PTH)	Serum	Plasma CL AIA-PACK Intact PTH
Brain natriuretic peptide (BNP)	Plasma	CL AIA-PACK BNP
Estradiol (E2)	Serum	Plasma Lumipulse Presto E2-N
Cortisol	Serum	Plasma CL AIA-PACK Cortisol
Adrenocorticotrophic hormone (ACTH)	Plasma	CL AIA-PACK ACTH
b Tumor marker		
α -fetoprotein (AFP)	Serum	Plasma Lumipulse Presto AFP
Carcinoembryonic antigen (CEA)	Serum	Plasma CL AIA-PACK CEA
CA19-9	Serum	Plasma Lumipulse Presto CA19-9
CA125	Serum	Plasma Lumipulse Presto CA125 II
Prostate-specific antigen (PSA)	Serum	Plasma Lumipulse Presto PSA
Squamous cell cancer related antigen (SCC)	Serum	Plasma Lumipulse Presto SCC
CA15-3	Serum	Plasma Lumipulse Presto CA15-3
Cytokeratin 19 fragment	Serum	Plasma Lumipulse Presto CYFRA
PIVKA-II (Quantitative)	Serum	CL AIA-PACK PIVKA-II
Elastase I	Serum	Iatro IRE1 II
α -fetoprotein lectin-affinity fraction (AFPL3%)	Serum	μ Tas Wako AFP-L3 \cdot i50
Interleukin 2 receptor, soluble (sIL-2R)	Serum	Lumipulse Presto IL-2R
15 Immunology		
a Immunohematology		
Blood group, Rh system	Blood	Ortho Anti-C BioClone Ortho Anti-c Bioclone Ortho Anti-E Bioclone Ortho Anti-e Bioclone
Blood group, ABO subgroups	Blood	Lectin: Ortho anti-A1, anti-H lectin Antigen dilution titer: Ortho anti-A or B Bioclone Adsorption/Elution test: Ortho DT Elution solution-II anti A or B hemagglutinin titer: ID-DiaCell ABO Irregular antibody: ID-DiaPanel A or B transferase: Galserve AB kit A, B or H substance in saliva :Ortho antiA BioClone, Ortho antiB BioClone, anti-H lectin
Glyco transferase associated with ABO blood typ	Serum	Plasma A or B transferase: Galserve AB kit



Accreditation Certificate Appendix


(Page 7/11)

Accreditation No. RML00170

**The University of Tokyo
Department of Clinical Laboratory,
The University of Tokyo Hospital**

Scope of accreditation :

Item	Type of Samples		Test Method
	Serum	Plasma	
Irregular antibody	Serum	Plasma	Micro typing system IgG card or NaCl/Enzyme card
Anti-platelet antibody	Serum		Anti-PLT・MPHA・Screen or Panel
b Immunology for infectious disease II			
Mycoplasma antigen (Qualitative) (Immunochromatography method)	Secretions		Ribo test ®Mycoplasma
c Immunology for infectious disease III			
RS virus antigen (Qualitative)	Secretions		ImunoAceRSV
Varicella virus antigen (in the epithelial cell)	Secretions		DermaQuickVZV
Clostridium difficile toxin A (Qualitative)	Feces		GE test immunochromato -CD GDH / TOX 「nissui」
Adenovirus antigen (Qualitative) (Feces)	Feces		Rapidteste Rota ® Adeno II
Rotavirus antigen (Qualitative) (Feces)	Feces		Rapidteste Rota® Adeno II
(1→3)-β-D-Glucan	Plasma		FUNGITEC GtestES「Nissui」
Serologic test for syphilis (STS) (Semi-quantitative)	Serum	Plasma	RPR Test「SANKO」
Group A-β Streptococcal-rapid Detection (Qualitative)	Secretions		Clearview EZ Strep A
Influenza virus antigen (Qualitative)	Secretions		Rapidteste® FLU-NEXT
SARS-CoV-2 antigen (Quantitative)	Secretions		Lumipulse Presto SARS-Cov-2 Ag
Streptococcus pneumoniae capsular antigen (fluid, urinary)	Urine		Quick Chaser®
human metapneumovirus (hMPV) antigen (Qualitative)	Secretions		Check hHMP
adenovirus antibody (Qualitative) (remove feces)	Secretions		Check AD
The group of Mycobacterium antigen (Qualitative)	Others		Capilia®TB
Legionella pneumophila antigen (Urinary)	Urine		Quick Chaser® Streptococcus pneumoniae / Legionella pneumophila
d Hepatitis and relates			
HBe antigen	Serum	Plasma	Alinity・HBeAg
HBe antibody	Serum	Plasma	Alinity・Anti-HBe
HBs antibody (Qualitative)	Serum	Plasma	Alinity・Anti-HBs
HBs antibody (Quantitative)	Serum	Plasma	Alinity・Anti-HBs
HBe antibody (Semi-quantitative, Quantitative)	Serum	Plasma	Alinity・Anti-HBe
e Autoantibody			
Donath-Landsteiner test	Blood	Serum	Hemolytic reaction
Anti RNP antibody (Quantitative)	Serum		EliA UIRNP
Anti Sm antibody (Quantitative)	Serum		EliA SmDp
Anti mitochondrial antibody (Quantitative)	Serum		EliA M2
Matrix metalloproteinase-3 (MMP-3)	Serum		PANACLEAR MMP-3 「Latex」
Serine proteinase 3-anti-neutrophil cytoplasmic antibody (PR3-ANCA)	Serum		EliA PR3s-ANCA
Anti neutrophil cytoplasmic myeloperoxidase antibody (MPO-ANCA)	Serum		EliA MPOs-ANCA
Anti TSH receptor antibody (TRAb)	Serum		CL AIA-PACK TRAb
Anti-nuclear antibody (immunofluorescence) (Semi-Quantitative)	Serum		Fluoro Hep-2 ANA Test
Anti SS-A/Ro antibody (Quantitative)	Serum		EliA SS-A/Ro
Anti SS-B/La antibody (Quantitative)	Serum		EliA SS-B/La
Anti DNA antibody (Quantitative)	Serum		EliA dsDNA EliA ssDNA
f Immunology for plasma protein			
CH50	Serum		Hotaika-HA test Wako



Accreditation Certificate Appendix


(Page 8/11)

Accreditation No. RML00170

**The University of Tokyo
Department of Clinical Laboratory,
The University of Tokyo Hospital**

Scope of accreditation :

Item	Type of Samples	Test Method
Bence-Jones protein, quantitative (Urinary)	Urine	Titan Gel IFE Agarose Set
α1-microglobulin	Urine	LZ test Eiken α1-M
Immoelectrophoresis (Anti-Human serum)	Serum	Titan Gel IFE Agarose Set
Haptoglobin (Typing)	Serum	N-assay TIA HP Nittobo
Transferrin (Prealbumin)	Serum	N-assay TIA Prealbumin Nittobo
g Cellular functional test (cellular immunity related test)		
T and B lymphocyte subpopulation	Blood	Others
T lymphocyte subpopulation	Blood	Others
Red blood cell surface antigen	Blood	Flow cytometry
16 Microbiology		
b Bacterial culture and identification / Antimicrobial sensitivity test (general bacteria)		
Examination for drug sensitivity test, yeastlike fungi	Others	RAISUS susceptibility test for Yeast like sell
Drug susceptibility test for mycobacteria	Others	Vite Spectrum SR PZA Broth BrothMIC NTM BrothMIC RGM
c Identification of nucleic acid (genetic testing)		
Staphylococcus aureus penicillin-binding protein 2' (PBP2') (Qualitative)	Others	MRSA-LA 「Seiken」
E. coli vero cytotoxin (Qualitative)	Others	Capilia® VT
17 Gene-related / Chromosome test		
a Somatic gene test		
Preparation for HER2 gene specimen	Tissues	Ventana DISH HER2 Kit
Preparation for ALK fused gene specimen	Tissues	Vysis ALK Break Apart FISH Probe Kit
Gene diagnosis of hematopoietic organ tumor	Blood	Others
EGFR genetic test (other than the real-time PCR method), K-ras genetic test, EWS-F111 genetic test, TLS-CHOP genetic test, SYT-SSX genetic test, c-kit genetic test, examination for microsatellite uncausness (Qualitative), sentinel lymph node biopsy, BRAF genetic test, RAS genetic test, ROS1 genetic test	Tissues	RT-PCR
Gene panel test	Tissues	Blood
OncoGuide™ NCC Onco-panel System		
b Identification of pathogen nucleic acid		
DNA amplification assay for Mycobacteria tuberculosis complex	Sputum	Others
TRCReady® MTB		
Mycobacterium avium / intracellulare DNA	Sputum	Others
TRCReady® MTB		
Simultaneous detection of bacterial nucleic acid drug resistance genes	Blood	
FilmArray® Blood Culture Identification panel		
Legionella pneumophila DNA	Sputum	
Loopamp® Legionella		
Mycoplasma DNA	Others	
SmartGene® Myco		
Bordetella pertussis DNA	Others	
Loopamp® Bordetella pertussis		
DNA amplification assay for SARS Coronavirus	Sputum	Others
RT-PCR		
Simultaneous detection of viral and bacterial nucleic acids	Others	
FilmArray® Respiratory panel		



Accreditation Certificate Appendix


(Page 9/11)

Accreditation No. RML00170

**The University of Tokyo
Department of Clinical Laboratory,
The University of Tokyo Hospital**

Scope of accreditation :

Item	Type of Samples	Test Method
e Others		
Preparation (for genetic test)	Tissues	Sectioning
Specific program I		
21 Specified health checkup testing (health checkup for metabolic syndrome)		
a Basic Series		
Triglyceride	Serum	Determiner TG II
HDL-cholesterol	Serum	MetaboLead HDL-C
LDL-cholesterol	Serum	MetaboLead LDL-C
Creatinine	Serum	Cygnus Auto CRE HLS
Glucose	Plasma	An electrode method arkray
Hemoglobin A1c (HbA1c)	Blood	HPLC method (Totho Co.)
Uric Acid	Serum	Quick Auto Neo UA II HLS
AST	Serum	Cygnus Auto AST HLS
ALT	Serum	Cygnus Auto ALT HLS
γ-GT	Serum	Quick Auto Neo γ-GT JS-HLS
Urine Glucose qualitative	Urine	Uropaper αIII Eiken Uropaper III Eiken
Urine Protein qualitative	Urine	Uropaper αIII Eiken Uropaper III Eiken
b Additional Series		
Red Blood Cell	Blood	CELLPACK DST Fluorocell RET Fluorocell PLT Sulfolyser Lysercell WNR Lysercell WDF Lysercell WPC Fluorocell WPC Fluorocell WNR Fluorocell WDF
Hemoglobin	Blood	Sulfolyser
Hematocrit	Blood	CELLPACK DST
Pathology		
31 Preparation		
a Preparation for histodiagnosis		
Organize slices	Tissues	Hematoxylin-Eosin stain
CELL BLOCK	Punctured fluid	Hematoxylin-Eosin stain
b Preparation for electron microscope		
Preparation for electron microscope	Tissues	electron stain



Accreditation Certificate Appendix

(Page 10/11)

Accreditation No. RML00170

**The University of Tokyo
Department of Clinical Laboratory,
The University of Tokyo Hospital**

Scope of accreditation :

Item	Type of Samples	Test Method
c Preparation for immunological stain (histodiagnosis)		
Estrogen receptor	Tissues	Ventana ultra-VIEW CONFIRM anti-ER (SP1) ultra-VIEW DAB Universal Kit
Progesterone receptor	Tissues	Ventana ultra-VIEW CONFIRM anti-PgR(1E2) ultra-VIEW DAB Universal Kit
Human epidermal growth factor receptor-2	Tissues	Ventana ultra-VIEW PATHWAY anti-HER2(4B5) ultra-VIEW DAB Universal Kit
Anaplastic lymphoid kinase fusion protein	Tissues	Ventana OptiView ALK (D5F3)
CD30	Tissues	Ventana OptiView CD30 (Ber-H2)
PD-L1	Tissues	Ventana OptiView PD-L1 (SP142)
Others	Tissues	Ventana ultra-VIEW DAB Universal Kit
d Preparation for rapid pathologic diagnosis		
Preparation for operative rapid pathologic diagnosis	Tissues	Hematoxylin-Eosin stain
Preparation for operative rapid cytodiagnosis	Punctured fluid	Papanicolaou stain
e Cytodiagnosis		
Gynecology	Others	Papanicolaou stain
Fine needle aspiration cytology, Body cavity washing	Punctured fluid	Papanicolaou stain Giemsa stain PAS stain
Others	Urine Sputum	Papanicolaou stain Giemsa stain PAS stain
32 Pathological diagnosis		
a Pathological diagnosis		
Histology	Tissues	histochemistry
Cytology	Others	histochemistry
Physiology		
101 Physiology		
a Respiratory function test (Spirography)		
Slow vital capacity		FUDAC-7
Forced vital capacity		FUDAC-7
Functional Residual Capacity		FUDAC-7
Closing volume		FUDAC-7
DLCO (diffusing capacity of CO)		FUDAC-7
b Electrocardiogram		
At least 12 leads including limb monopole lead and the chest leads		FCP-8700 FCP-8800
Holter Electrocardiogram		FM-180,180S,190,960



Accreditation Certificate
Appendix

(Page 11/11)

Accreditation No. RML00170

The University of Tokyo
Department of Clinical Laboratory,
The University of Tokyo Hospital

Scope of accreditation :

Item	Type of Samples	Test Method
c Ultrasonography		
Cardiac ultrasonography		VividE95 EPIQ 7G VividE9 Aplio300 TUS-A300 LISENDO880 Aplio i700 TUS-AI700 EPIQ Elite
Abdominal ultrasonography		Aplio i700 TUS-AI700 Aplio a550 CUS-AA550
Body surface ultrasonography		Aplio i700 TUS-AI700 Aplio a550 CUS-AA550
Vascular ultrasonography		Aplio300 TUS-A300 Aplio i700 TUS-AI700
d Electroencephalography		
Electroencephalography (PS, HV)		EEG-1218 EEG-1214 EEG-1260
nerve conduction study		MEB-2312
Electromyography (SEP, VEP, ERA, ABR audiometry, others)		MEB-2312 MEB-2204 MEB-9404 natusALGO@5 Echo-ScreenIII natusALGO@3i